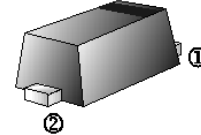


RoHS Compliant Product  
A suffix of "-C" specifies halogen & lead-free

### FEATURES

- Ultra Small Mold Type
- Low current rectification
- Low Forward Voltage
- High Reliability

**SOD-523**



### MARKING

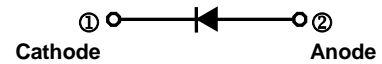


### PACKAGE INFORMATION

Package	MPQ	Leader Size
SOD-523	8K	7 inch

### ORDER INFORMATION

Part Number	Type
SCS521S-40-C	Lead (Pb)-free and Halogen-free



### MAXIMUM RATINGS (T<sub>A</sub>=25°C unless otherwise specified)

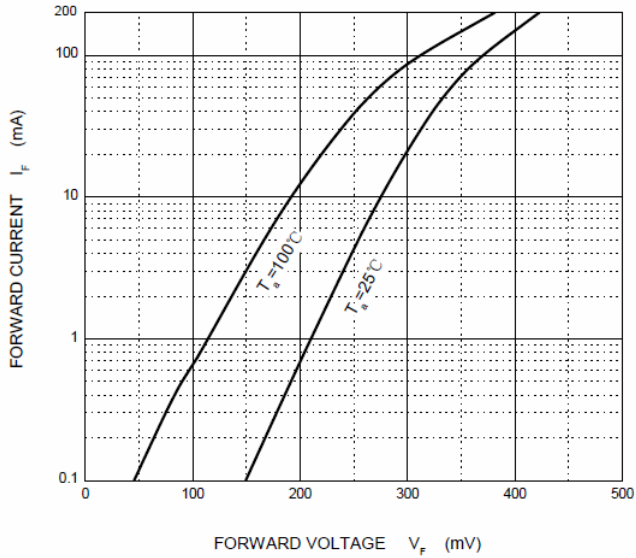
Parameter	Symbol	Ratings	Unit
Peak Repetitive Reverse Voltage	V <sub>RRM</sub>	40	V
Working Peak Reverse Voltage	V <sub>RWM</sub>	40	
Average Rectified Output Current	I <sub>O</sub>	200	mA
Non-Repetitive Peak Forward Surge Current @t=8.3ms	I <sub>FSM</sub>	1	A
Junction Temperature	T <sub>J</sub>	125	°C
Storage Temperature Range	T <sub>STG</sub>	-55~125	°C

### ELECTRICAL CHARACTERISTICS (T<sub>A</sub>=25°C unless otherwise specified)

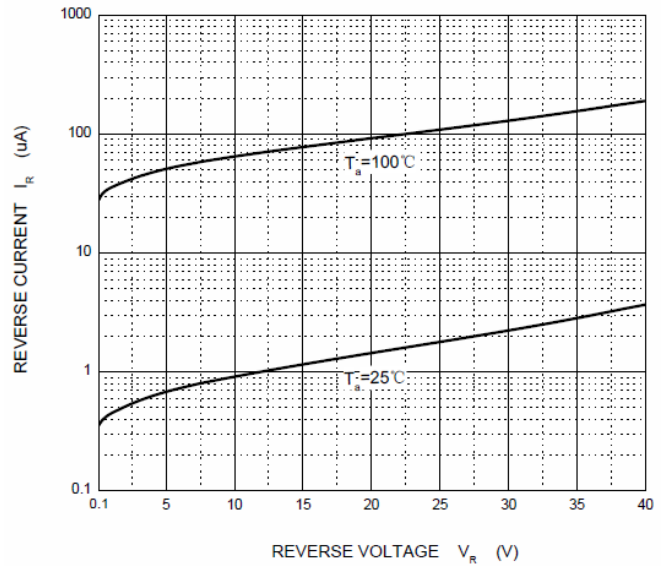
Parameter	Symbol	Min.	Typ.	Max.	Unit	Test Conditions
Forward Voltage	V <sub>F</sub>	0.16	-	0.3	V	I <sub>F</sub> =10mA
		0.31	-	0.45		I <sub>F</sub> =100mA
		0.38	-	0.54		I <sub>F</sub> =200mA
Breakdown Voltage	V <sub>BR</sub>	40	-	-	V	I <sub>R</sub> =500μA
Peak Reverse Current	I <sub>R</sub>	-	-	20	μA	V <sub>R</sub> =10V
		-	-	90		V <sub>R</sub> =40V

**RATINGS AND CHARACTERISTIC CURVES**

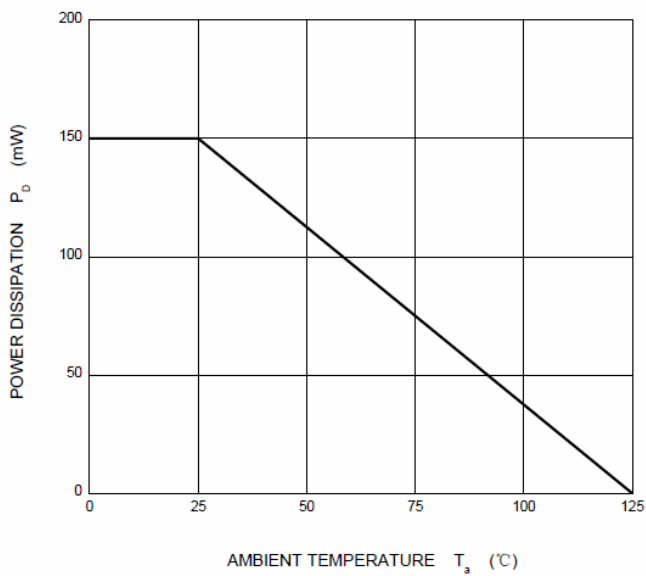
**Forward Characteristics**



**Reverse Characteristics**


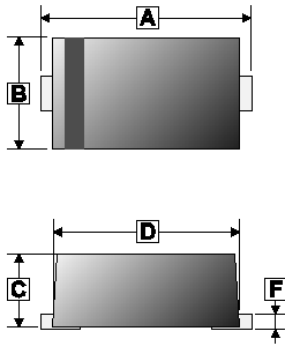


**Power Derating Curve**



**PACKAGE OUTLINE DIMENSIONS**

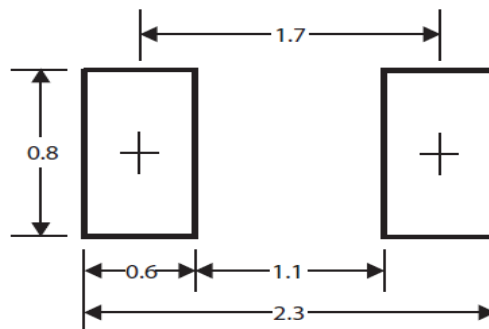
**SOD-523**



REF.	Millimeter	
	Min.	Max.
A	1.50	1.70
B	0.70	0.90
C	0.50	0.77
D	1.10	1.30
E	0.25	0.40
F	0.05	0.20

**MOUNTING PAD LAYOUT**

**SOD-523**



\*Dimensions in millimeters